



# MODELS 8000/8200

## CLASSIC STEEL



Model 8000, Ranch panel, Black finish, Stockbridge II windows

### DOOR FEATURES

#### Optional Polystyrene Insulation

Can improve your home's thermal efficiency. Model 8200 has an R-value\* of 7.4

#### Bottom Weather Seal

Blocks draft and debris from entering the garage.



#### TorqueMaster® Plus Counter Balance System

Contains springs safely inside a steel tube to prevent accidental release of tension that could cause injury and features anti-drop safety technology.

#### Wind Load Options

Available with structural reinforcements for use in coastal or high-wind regions.

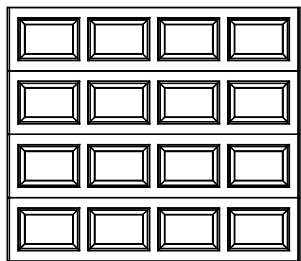


#### 10 Year Limited Warranty

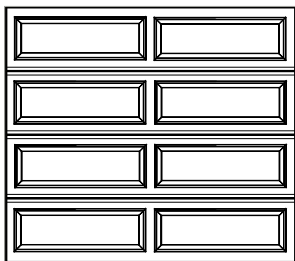


\*Wayne Dalton uses a calculated door section R-value for our insulated doors. See website for warranty and wind load details.


## 1 Choose Your Style



Colonial



Ranch



Sonoma

## 2 Choose Your Color

### Painted Finishes (Standard)




White



Almond



Taupe



Brown



Black

Actual colors may vary from brochure due to fluctuations in the printing process. Always request a color sample from your dealer for accurate color matching.



*Ranch panel, Almond finish, Cascade II windows*

### 3 Choose Your Windows

#### For Colonial and Sonoma Panels



Cascade I



Cascade II



Clear I



Clear II



Prairie I



Prairie II



Sherwood I



Sherwood II



Stockbridge II



Stockton I



Stockton II



Arched Stockton



Williamsburg I



Williamsburg II



Arched Stockton Double



Arched Stockton Single

#### For Ranch Panels



Cascade II



Clear II



Prairie II



Sherwood II



Stockbridge II



Stockton II



Arched Stockton



Williamsburg II



Arched Stockton Double



Arched Stockton Single

*Not all windows available in all areas. Windows shown are typical of an 8' wide door and placement may vary by panel design. Consult your dealer for details.*

### 4 Choose Your Decorative Hardware



Arrow



Aspen



Barcelona



Bean



Conifer



Fleur De Lis



Spear

AFTER

BEFORE



*Sonoma panel, White finish, Stockbridge II windows, Decorative hardware*

## Garage Door DESIGN CENTER

Discover the perfect garage door for your home with our Garage Door Design Center. Upload a photo of your home, experiment with panel designs, colors, window styles, and decorative hardware, and visualize the transformation. Try it today by scanning the QR code or visiting [wayne-dalton.com](http://wayne-dalton.com)—your journey to enhanced curb appeal starts with just a click!



# Wayne Dalton

DISTRIBUTED BY:

2501 S. State Hwy. 121 Bus., Ste 200  
Lewisville, TX 75067

[wayne-dalton.com](http://wayne-dalton.com)



© 2025 Wayne Dalton, a Division of Overhead Door Corporation. Consistent with our policy of continuing product improvement, we reserve the right to change product specifications without notice or obligation. Item W900-1244 10/25